




ROCS40

3U ALL FLASH SUPER CAPACITY NAS SERVER




- Intel 6th Xeon SP Dual Socket 6500/6700 Processor
- NAS capable – up to 1120 TB total capacity
- 35x NVMe U.2 Hot Swappable Tray
- 2x PCIe 5.0x16 FHFL Expansions
- Redundant AC PSU 2x 1600KW
- MIL-STD 810 Anti- Vibration, Shock
- Aluminum Construction For Options

Introduction

The ROC540 3U Super Capacity Rugged NAS is engineered to deliver uncompromising performance in the most demanding environments. Powered by dual Intel® 6th generation Xeon® SP processors, it provides exceptional computing power for mission-critical applications such as defense, aerospace, and industrial automation. Designed with flexibility in mind, the ROC540 supports up to two PCIe 4.0/5.0 expansion slots — including dual PCIe 5.0 x8 FHFL slots — ensuring compatibility with the latest high-performance GPUs, FPGAs, and networking cards.

Built to meet MIL-STD-810G standards, the ROC540 guarantees reliable operation under extreme temperatures, shock, and vibration. Its rugged 3U chassis houses 35 swappable 2.5" NVMe U.2 bays and 2 NVMe swappable drive bays. The robust connectivity features dual 1G LAN ports, an IPMI management LAN, USB 3.2, and VGA interfaces. The ROC540 delivers the perfect balance of rugged durability, high-speed processing, and flexible expansion — making it an ideal solution for field-deployed high-performance computing.

Appearance



Specifications

SYSTEM

Processor	6th Gen Intel® Xeon® Scalable Processors, Dual Socket E (LGA-4710)
CPU Core Count	Up to 86C/172T; Up to 336MB Cache
Memory Type	DDR5-6400MT/s RDIMM ECC , Up to 4TB in 16+16 DIMM Slot
Expansion	2 x PCIe 4.0 x16 dual-width, full-height, full-length (FHFL)
TPM	Chipset: Infineon, Type: TPM 2.0
IPMI	ASPEED AST2600 IPMI 2.0
BIOS	AMI UEFI BIOS
USB	4 x USB3.2 Type-A
Ethernet	2 x GLAN RJ45 1 x RJ45 Dedicated IPMI
Power Type	Rear-mounted with 1+1 redundancy support, 2 x 1600W AC100-240V
Storage	35 x NVMe™ U.2 Swappable drive bays 2x NVMe Swappable drive bays
Display Port	1 x VGA
Operating Temp.	-10°C to +35°C
Dimensions	447 x 630 x 130 mm (W x D x H)

REAR I/O

USB	4 x USB3.2 Type-A
Display	1x VGA
UID	1 x UID switch
Power switch	1 x with LED
Reset Button	1
NMI Button	1
SSD/System LED	1+1
IPMI LAN	1
LAN	2 x RJ45
Power In	1+1 Redundancy

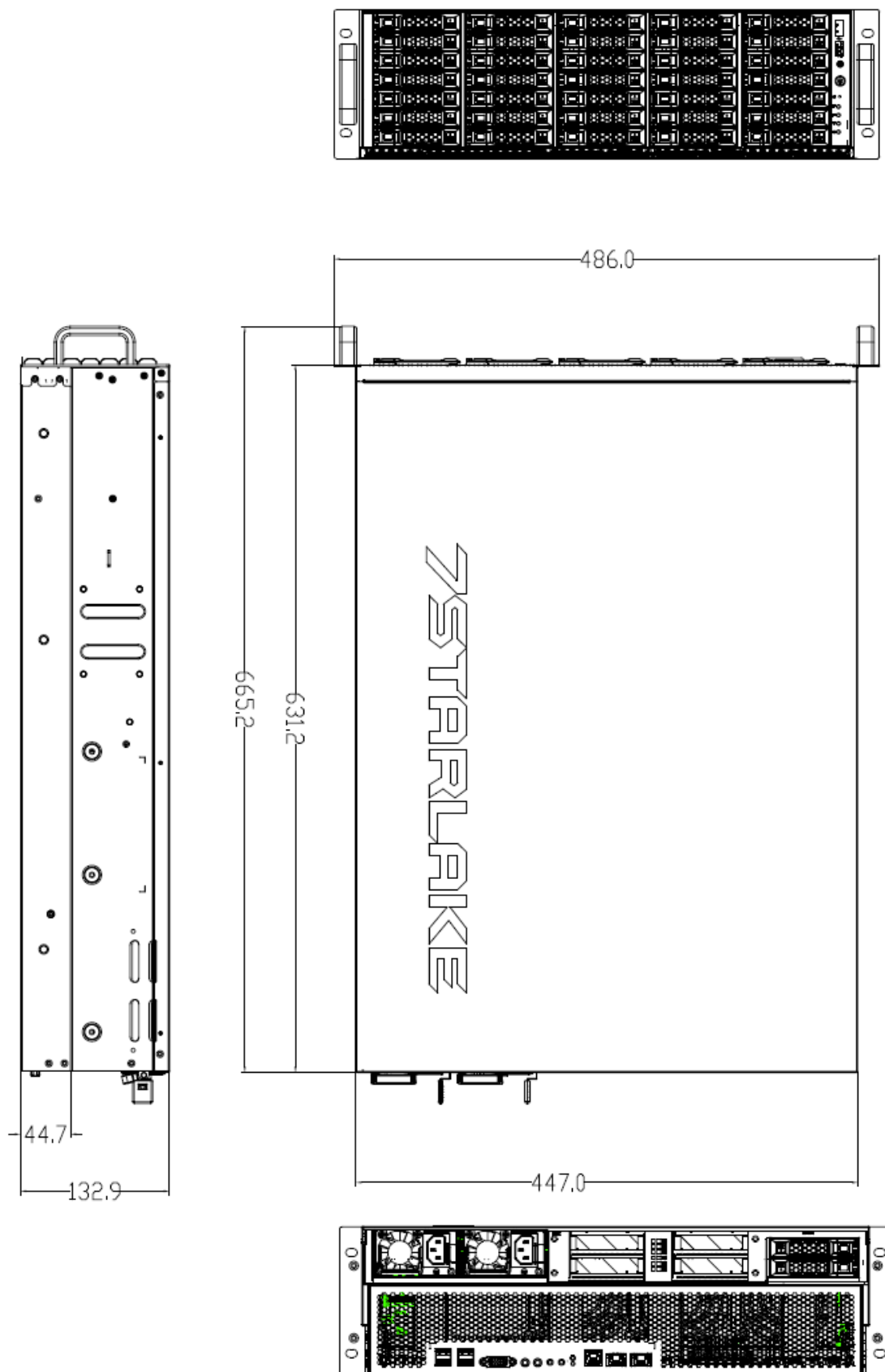
FRONT I/O

USB	2 x USB2.0
Power Button	1
LED	TBA

MIL-STD-810 ENVIRONMENT TESTING STANDARDS

MIL-STD-810 Test	Method 500.5, Procedures I and II (Altitude, Operation): 12,192M, (40,000 ft) for the initial cabin altitude (18.8Kpa or 2.73 Psia) Method 500.5, Procedures III and IV (Altitude, Non-Operation): 15,240, (50,000 ft) for the initial cabin altitude (14.9Kpa or 2.16 Psia) Method 501.5, Procedure I (Storage/High Temperature) Method 501.5, Procedure II (Operation/High Temperature) Method 502.5, Procedure I (Storage/Low Temperature) Method 502.5, Procedure II (Operation/Low Temperature) Method 503.5, Procedure I (Temperature shock) Method 507.5, Procedure II (Temperature & Humidity) Method 509.7 Salt Spray (50±5)g/L(Optional for Conformal Coating) Method 514.6, Vibration Category 24/Non-Operating (Category 20 & 24,Vibration) Method 514.6, Vibration Category 20/Operating (Category 20 & 24, Vibration) Method 516.6, Shock-Procedure V Non-Operating (Mechanical Shock) Method 516.6, Shock-Procedure I Operating (Mechanical Shock)
Reliability	Rugged Air Cooling. Designed & Manufactured using ISO 9001 Certified Quality Program.
CE / FCC	Compliance
Operating Temp	-10°C to +35°C
Storage Temp.	-40°C to +80°C
Relative Humidity	5% to 95%, non-condensing

Dimension



This datasheet is for marketing purposes only and does not constitute a warranty. All specifications, dimensions, and data are subject to change without notice. For the latest specifications and updates, please contact your 7STARLAKE representatives.